

Report on results and details of Students Satisfaction

Survey (SSS) 2019-2020:

This survey includes majorly the questionnaire recommended by NAAC. Apart from Teaching-Learning and Evaluation aspects, the survey has included the institution infrastructural and welfare aspects too. The organisation of survey, guidelines, questionnaire and the results are provided as follows.

Student Satisfaction Survey

Key Indicator - 2.7.1

Under Criterion II of Teaching – Learning and Evaluation

Guidelines for Students

IQAC Government Degree College Udhampur, is conducted a Student Satisfaction Survey regarding Teaching – Learning and Evaluation, which will help to upgrade the quality in higher education. A student will have to respond to all the questions given in the following format with her/his sincere effort and thought. Her/his identity will not be revealed.

A) Please confirm this is the first and only time you answer this survey.

a) Yes ☐ b) No ☐

B) Age: C) College Name:

D) Gender: a) Female ☐ b) Male ☐ c) Transgender ☐

E) What degree program are you pursuing now?

a) Bachelor's ☐ b) Master's ☐ c) MPhil ☐
d) Doctorate ☐ e) Other ()

F) What subject area are you currently pursuing?

a) Arts ☐ b) Commerce ☐ c) Science ☐
d) Professional ☐ e) Other: ()

Instructions to fill the questionnaire

- All questions should be compulsorily attempted.
- Each question has five responses, choose the most appropriate one.
- The response to the qualitative question no. 21 is student's opportunity to give suggestions or improvements; she/he can also mention weaknesses of the institute here. (Kindly restrict your response to teaching learning process only)

Criterion II – Teaching–Learning and Evaluation

Student Satisfaction Survey on Teaching Learning Process

Following are questions for student satisfaction survey regarding teaching learning process. The responses given by the students for the questionnaire provided to the students are given below.

100 responses

1. How much of the syllabus was covered in the class?

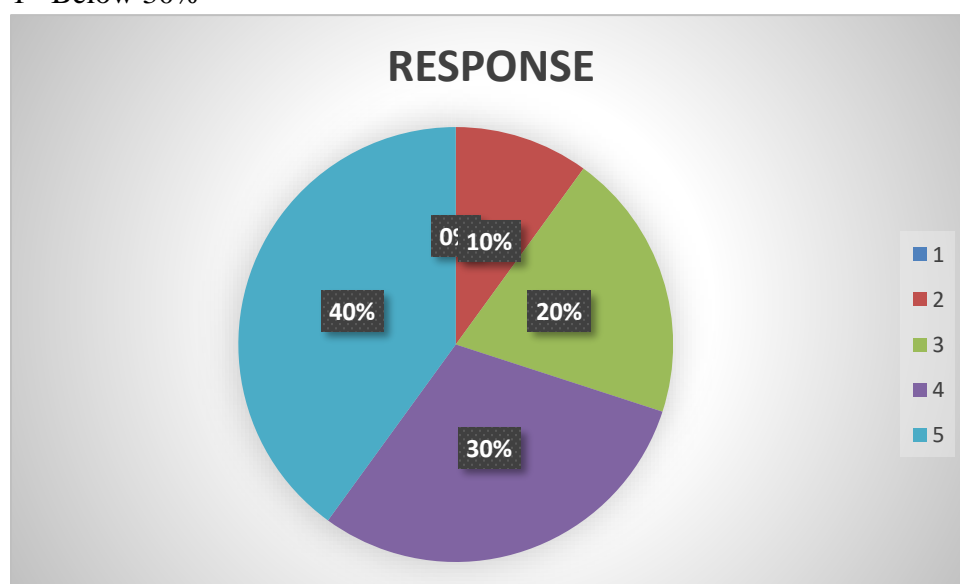
5 – 85 to 100%

4 – 70 to 84%

3 – 55 to 69%

2 – 30 to 54%

1 – Below 30%



2. How well did the teachers prepare for the classes?

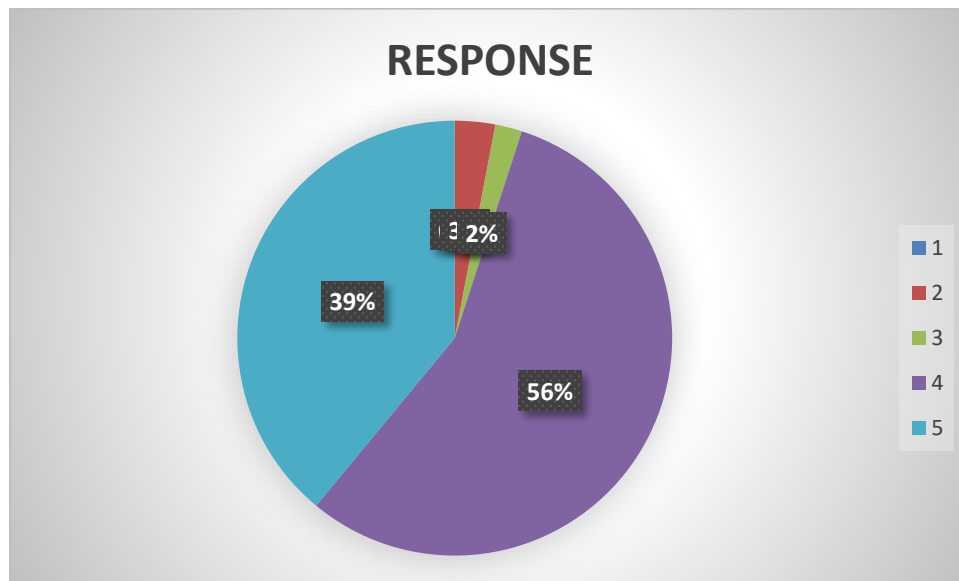
5 – Thoroughly

4 – Satisfactorily

3 – Poorly

2 – Indifferently

1 – Won't teach at all



3. How well were the teachers able to communicate?

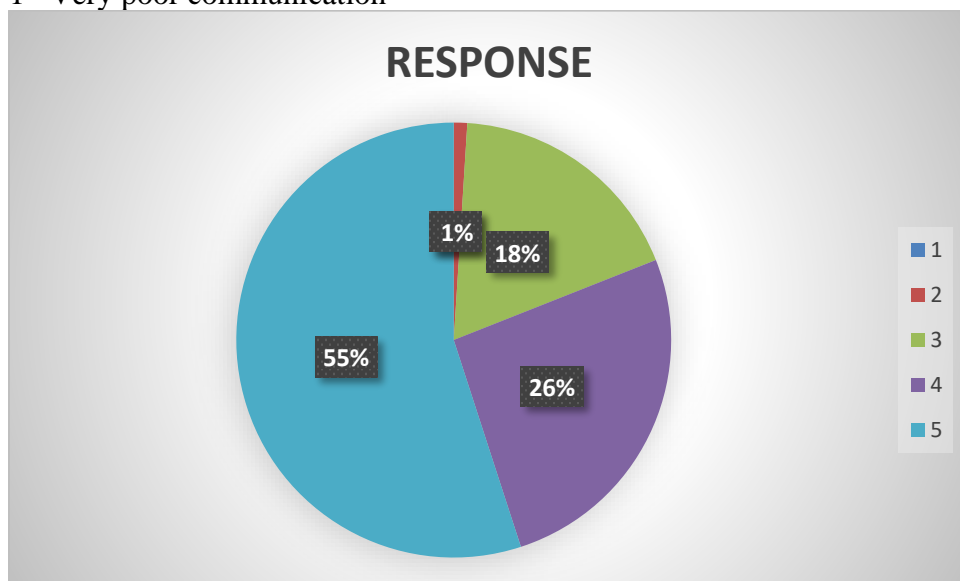
5 – Always effective

4– Sometimes effective

3 – Just satisfactorily 2–

Generally ineffective

1– Very poor communication



4. The teacher's approach to teaching can best be described as

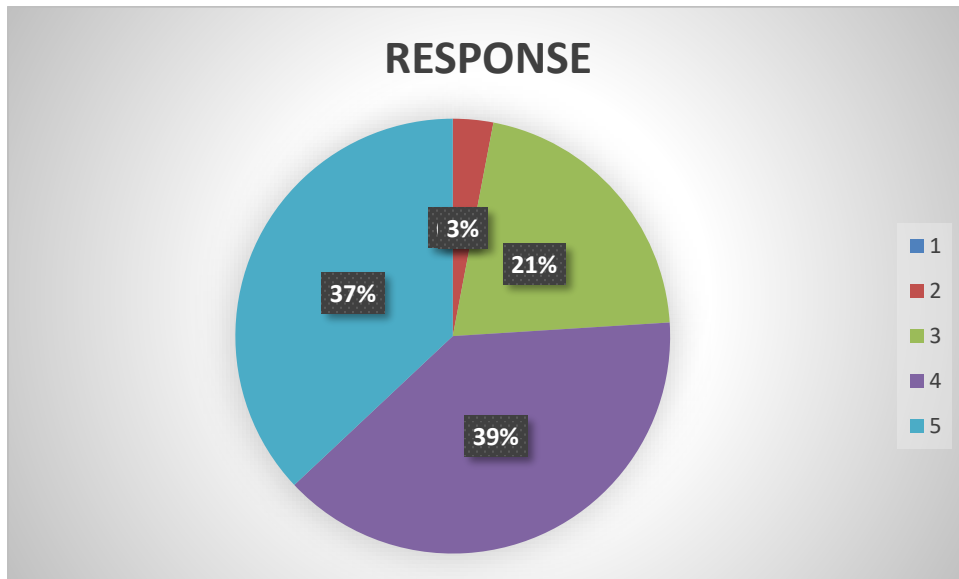
5–Excellent

4 – Very good

3 – Good

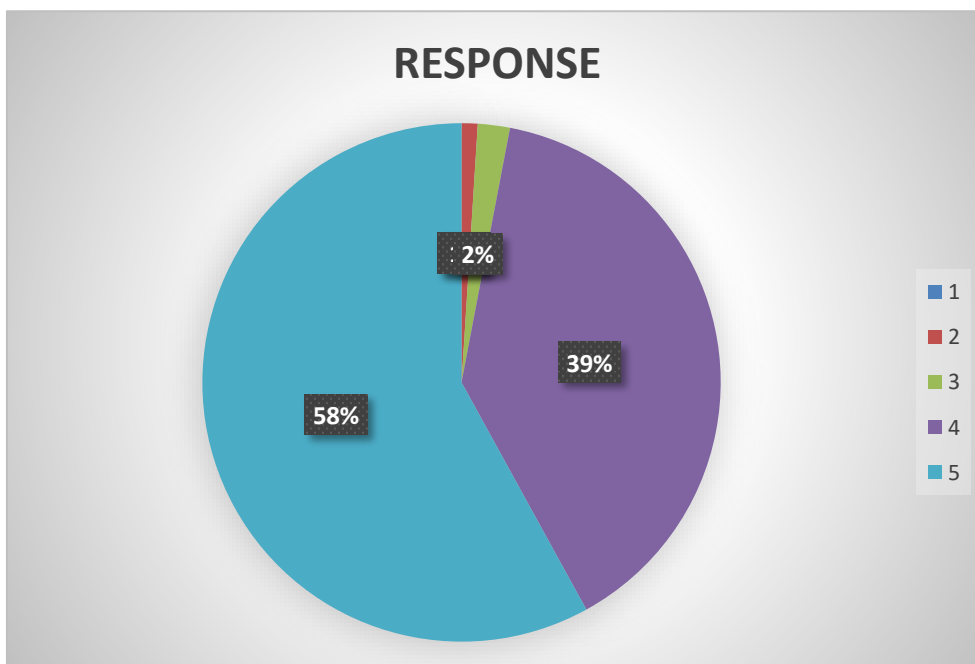
2 –Fair

1–Poor



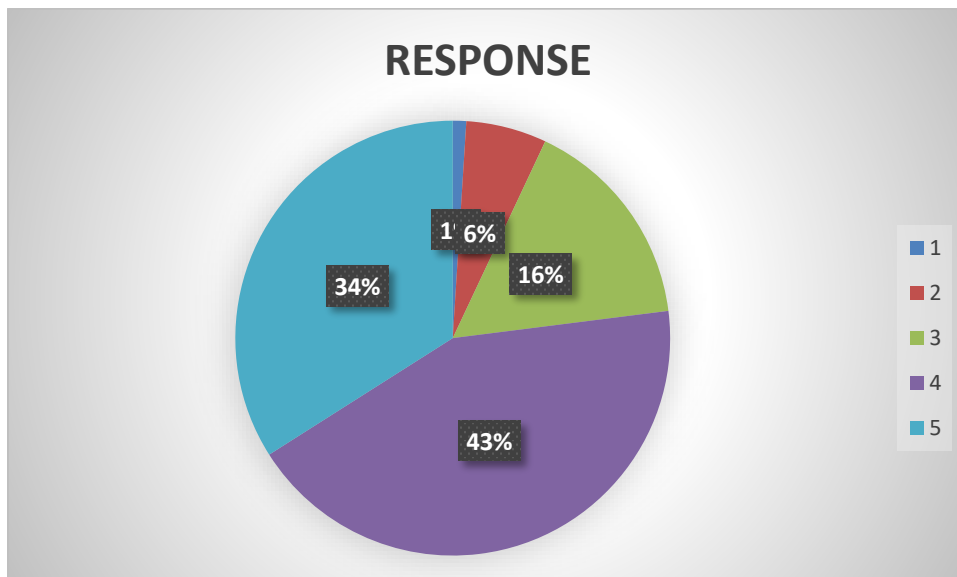
5. Fairness of the internal evaluation process by the teachers.

- 5 – Always fair
- 4 – Usually fair
- 3 – Sometimes unfair
- 2 – Usually unfair
- 1 – Unfair



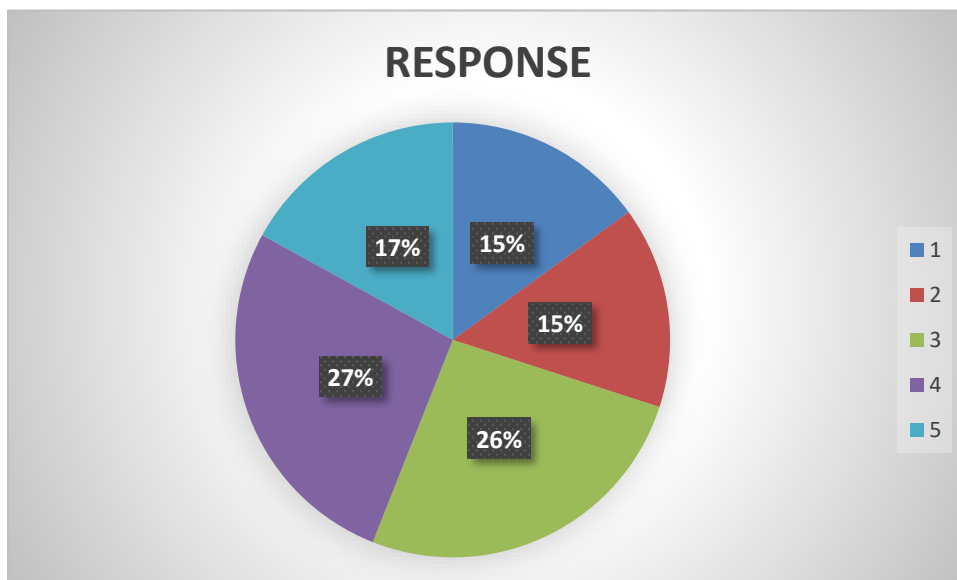
6. Was your performance in assignments discussed with you?

- 5 – Everytime
- 4 – Usually
- 3 – Occasionally/Sometimes
- 2 – Rarely
- 1 – Never



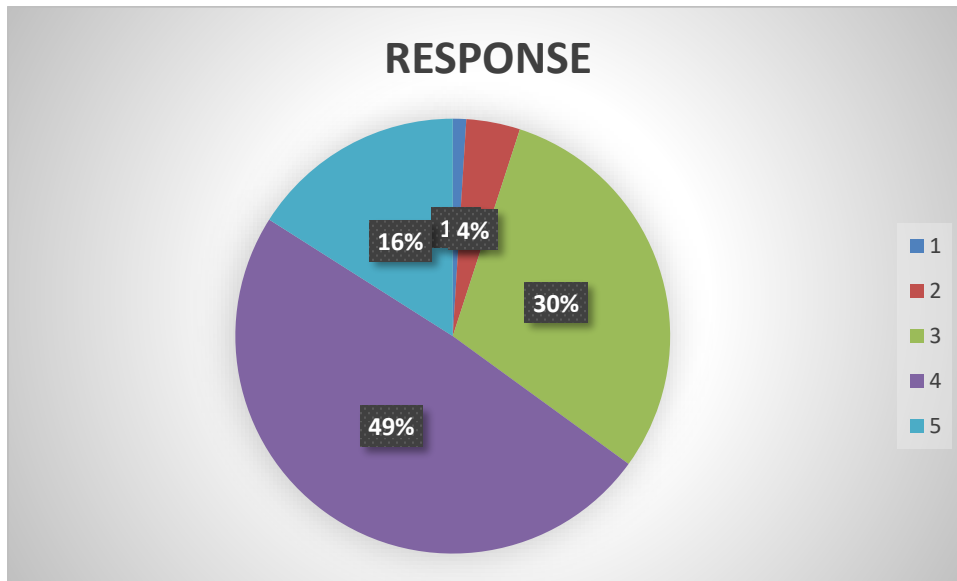
7. The institute takes active interest in promoting internship, student exchange, field visit opportunities for students.

- 5 – Regularly
- 4 – Often
- 3 – Sometimes
- 2 – Rarely
- 1 – Never



8. The teaching and mentoring process in your institution facilitates you in cognitive, social and emotional growth.

- 5 – Significantly
- 4 – Very well
- 3 – Moderately
- 2 – Marginally
- 1 – Not at all



9. The institution provides multiple opportunities to learn and grow.

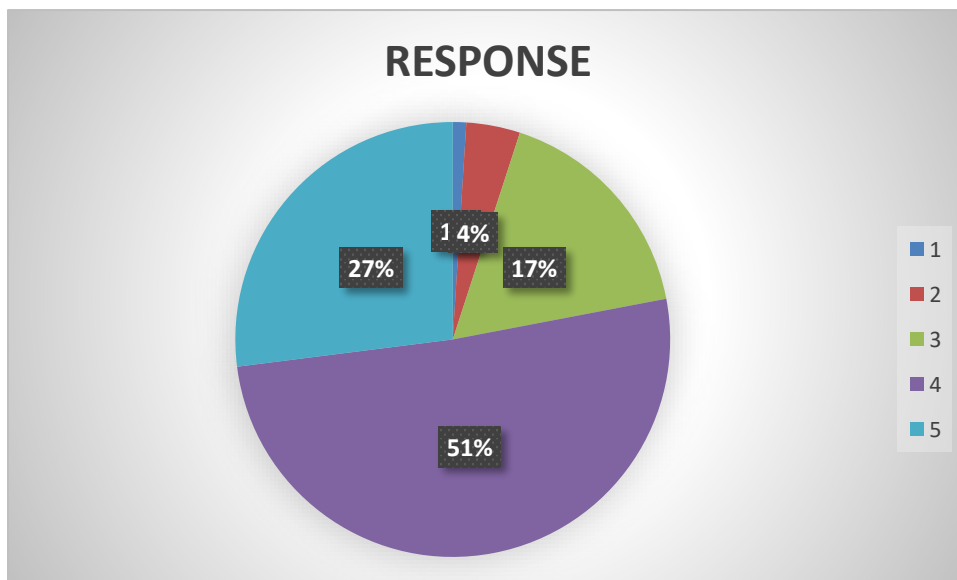
5 – Strongly agree

4 – Agree

3 – Neutral

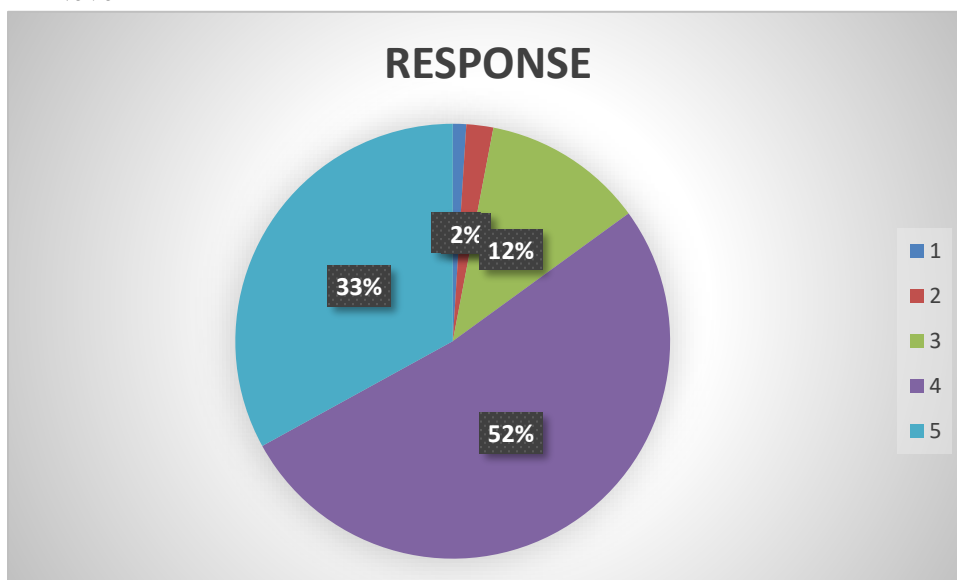
2 – Disagree

1 – Strongly disagree



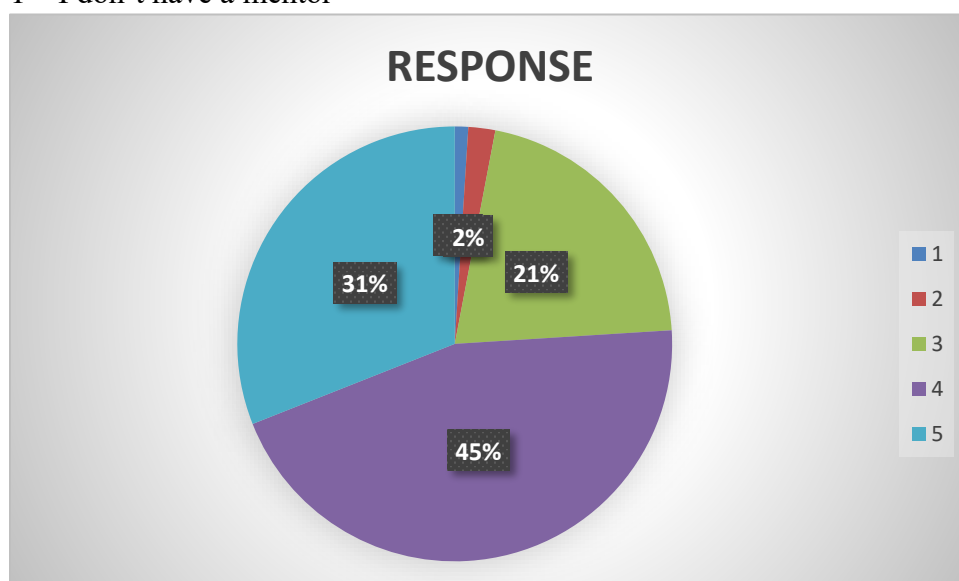
10. Teachers inform you about your expected competencies, course outcomes and programme outcomes.

- 5 – Every time
- 4 – Usually
- 3– Occasionally/Sometimes
- 2 – Rarely
- 1– Never



11. Your mentor does a necessary follow-up with an assigned task to you.

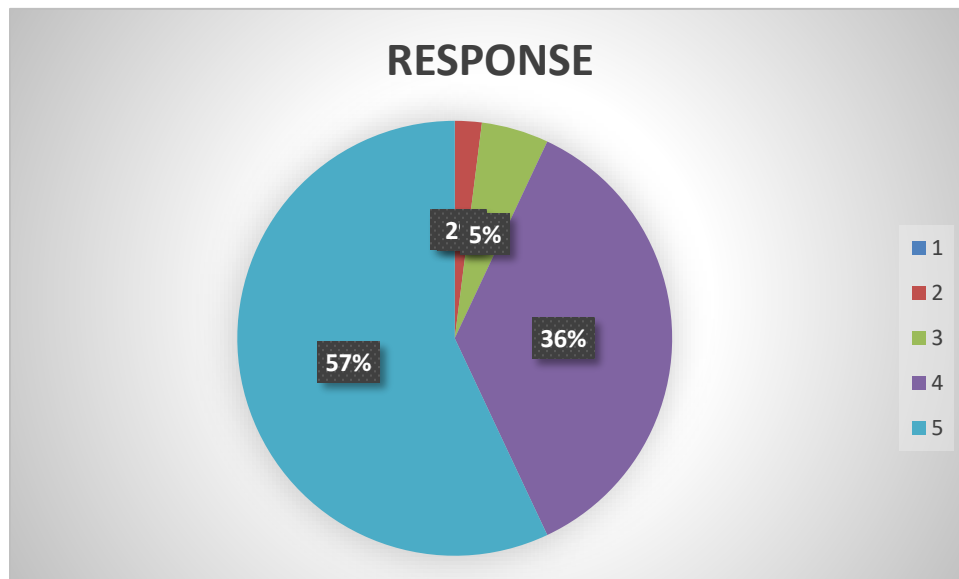
- 5 – Everytime
- 4 – Usually
- 3 – Occasionally/Sometimes
- 2 – Rarely
- 1 – I don't have a mentor



12. The teachers illustrate the concepts through examples and applications.

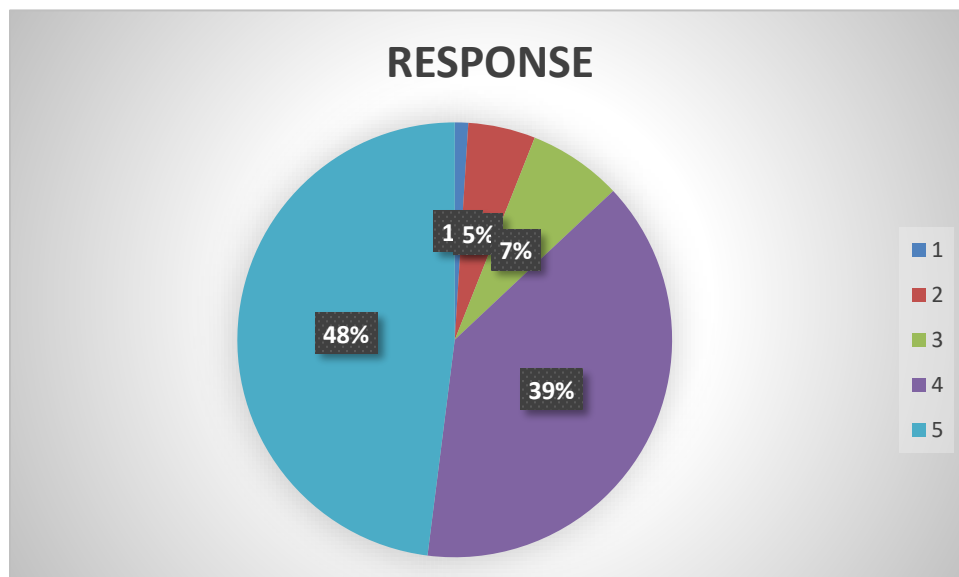
- 5 – Everytime
- 4 – Usually
- 3 – Occasionally/Sometimes
- 2–Rarely

1 –Never



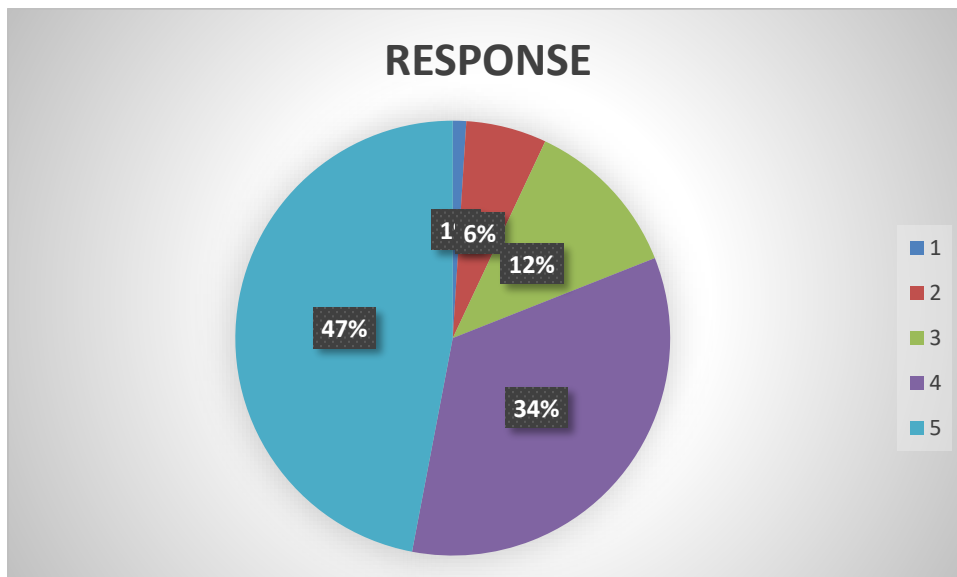
13. The teachers identify your strengths and encourage you with providing right level of challenges.

- 5 – Fully
- 4 – Reasonably
- 3 – Partially
- 2 – Slightly
- 1– Unable to



14. Teachers are able to identify your weaknesses and help you to overcome them.

- 5 – Everytime
- 4 – Usually
- 3 – Occasionally/Sometimes
- 2 – Rarely
- 1 – Never



15. The institution makes effort to engage students in the monitoring, review and continuous quality improvement of the teaching learning process.

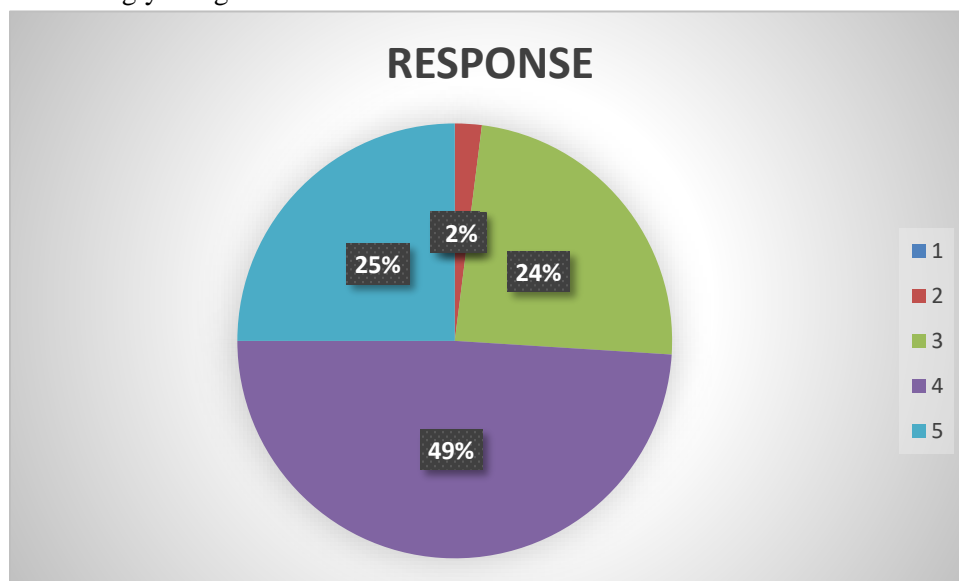
5 – Strongly agree

4 – Agree

3 – Neutral

2 – Disagree

1 – Strongly disagree



16. The institute/ teachers use student centric methods, such as experiential learning, participative learning and problem solving methodologies for enhancing learning experiences.

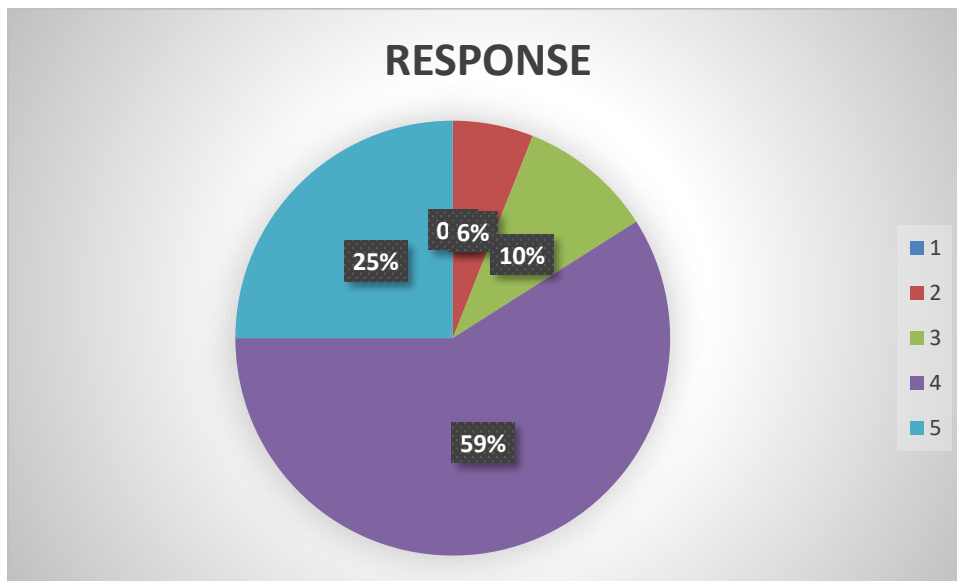
5 – To a great extent

4 – Moderate

3 – Some what

2 – Very little

1 – Not at all



17. Teachers encourage you to participate in extracurricular activities.

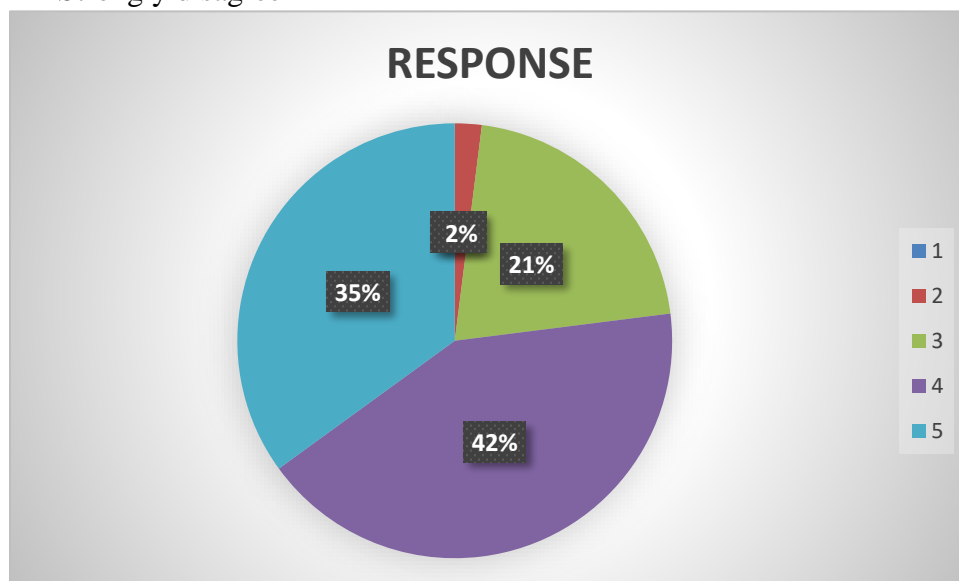
5 – Strongly agree

4 – Agree

3 – Neutral

2 – Disagree

1 – Strongly disagree



18. Efforts are made by the institute/ teachers to inculcate soft skills, life skills and employability skills to make you ready for the world of work.

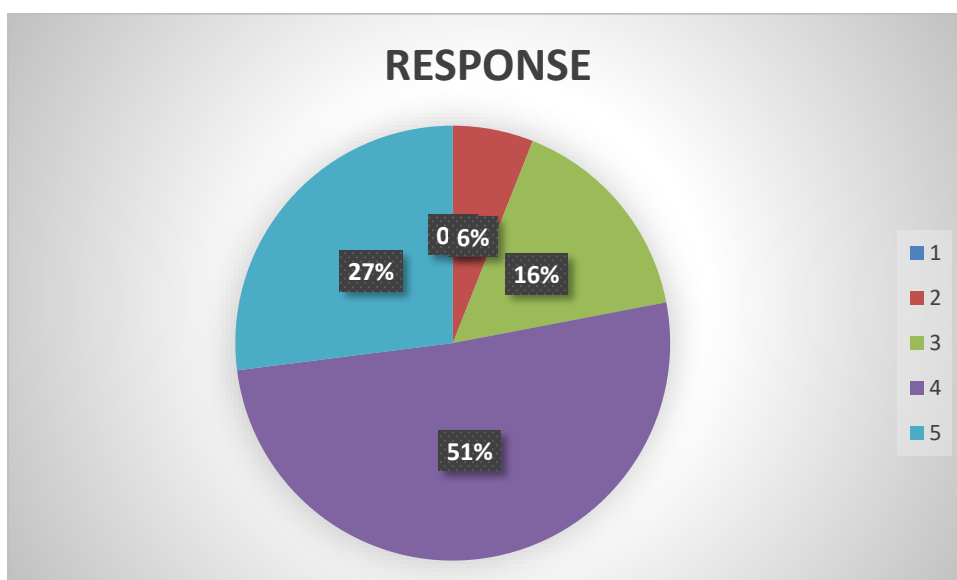
5 – To a great extent

4 – Moderate

3 – Some what

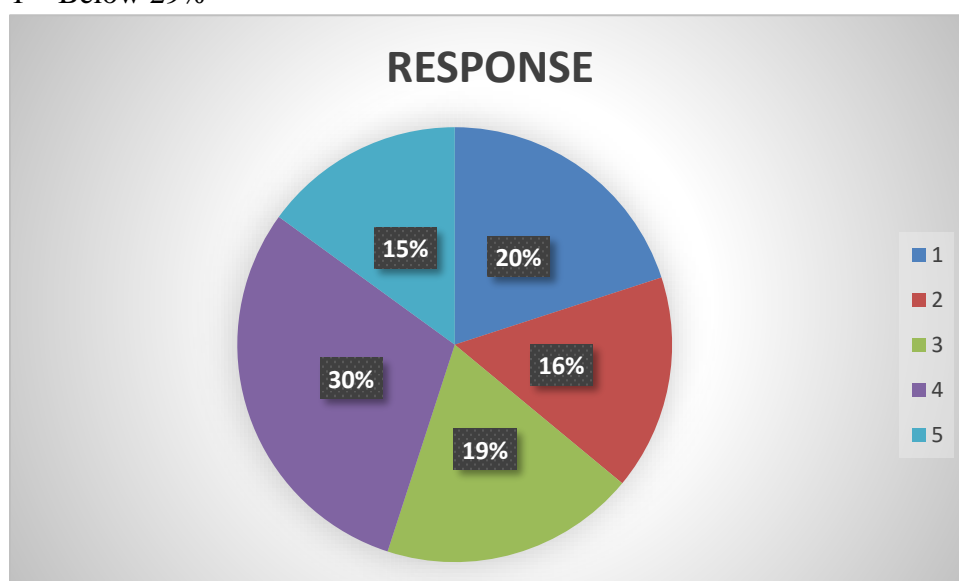
2 – Very little

1 – Not at all



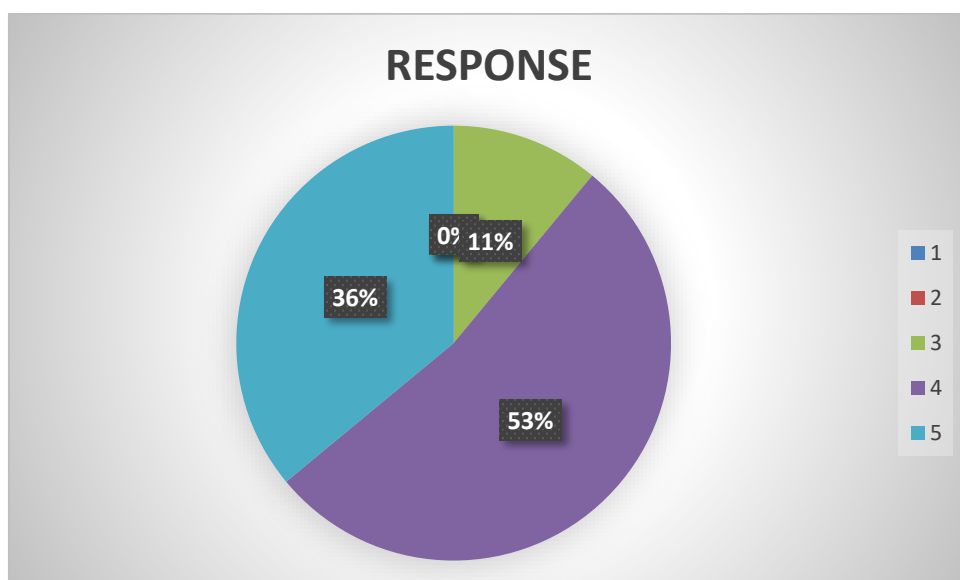
19. What percentage of teachers use ICT tools such as LCD projector, Multimedia, etc. while teaching.

- 5 – Above 90%
- 4 – 70 – 89%
- 3 – 50 – 69%
- 2 – 30 – 49%
- 1 – Below 29%



20. The overall quality of teaching-learning process in your institute is very good.

- 5 –Stronglyagree
- 4 – Agree
- 3 – Neutral
- 2 – Disagree
- 1 – Strongly disagree



21. Give three observation / suggestions to improve the overall teaching – learning experience in your institution.

responses: few of the common suggestions/observations are:

- use of ICT enabled technology/more smart classroom/ digital learning tools
- internet facility to all including students at college campus
- Soft skills courses and more industry oriented courses.
- student friendly environment/more curricular and extracurricular activities/sports and sports related infrastructure
- More emphasis on competitive syllabus/preparation/field visits/ work projects/ internship opportunities and industrial training than just focusing on academics in all streams provided in college.
- more books, study hours and reading room facility at college library
- More skill based courses and better execution of already available courses.